

Are you a CHURCH DETECTIVE?



St Bartholomew's Church

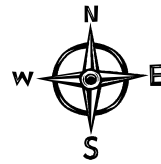
Inside the Church

Can you find dedications to the following people: (*Tick the box when you have found them*) You might have to look very carefully!

- Alfred Lord Tennyson
- Gerald Manley Hopkins
- William Donaldson
- Robert Hunter



Test your GEOGRAPHY...!




Starting at the museum, write down the correct directions you have to walk in to find your way back:

(The first one is done for you)

- South along High Street
- West along Lower Street
- North along Tanners Lane
- East along Church Lane
- South along High Street

Re-arrange these muddled names...

- CRUHCH NEAL
Church Lane
- ROWEL ETERST
Lower Street
- NOWT DEAWOM
Town Meadow
- REEMLEASH SUMUEM
Haslemere Museum



Produced by
Haslemere Visitor & Local Information Centre




Supported by Haslemere Town Council

Haslemere Visitor & Local Information Centre

Haslemere Town Trail
No.2
Shepherd's Hill and Church Lane
ANSWER SHEET

Young Explorers



This trail is designed to be used by children in conjunction with the original 'Haslemere Town Trail No.2'.

Haslemere Visitor & Local Information Centre
at Haslemere Museum
78 High Street, Haslemere, Surrey, GU27 2LA
Tel: +44 (0) 1428 645425 Fax: +44 (0) 1428 645234
Email: haslemerevisitor@haslemere.com
Website: www.haslemere.com/vic

WORDSEARCH

R	O	S	S	E	F	O	R	P	U
K	I	E	Z	A	S	N	E	U	Q
K	D	R	O	F	K	A	O	L	I
T	A	N	N	E	R	S	N	P	T
E	N	Q	F	H	E	B	K	E	N
N	K	U	C	W	U	A	D	N	E
N	U	L	O	W	E	R	G	F	T
Y	U	O	T	J	R	T	L	O	N
S	K	X	T	B	F	H	D	L	I
O	O	H	A	K	J	O	Y	D	U
N	T	S	G	P	C	L	W	S	F
I	I	H	E	F	B	O	T	L	K
B	L	A	C	K	S	M	I	T	H
A	M	N	S	H	Y	E	R	P	F
K	T	F	G	R	P	W	S	P	T

1. William Maides, the **Blacksmith**
2. The **Good Intent**
3. **Lower** Street
4. Yew Tree **Cottage**
5. Hannah **Oakford**, the water carrier
6. **Tanners** Lane
7. **Penfolds** Corner
8. Church of St **Bartholomew**
9. The poet, Alfred Lord **Tennyson**
10. Scientist, **Professor** Tyndall

Look at the names above and see if you can find all the bold words in the wordsearch.

Test your knowledge of Haslemere!

- 1) Who was Sir Robert Hunter? One of the founders of the National Trust
- 2) How did "Sheepskin House" get its name? Furs were cleaned here
- 3) What lane leads from Lower Street to Church Lane? Tanners Lane
- 4) Who founded Haslemere Educational Museum? Sir Jonathan Hutchinson

All answers can be found on our website www.haslemere.com/vic



Did you know...?

It is thought that Shepherd's Hill is so named because of the sheep that were brought in to market in Haslemere from local farms.

In early September 1939, almost 8,000 children and helpers arrived at Haslemere railway station, having been evacuated from South and West London.

Parts of the tower on St Bartholomew's Church date from the 13th century!

DOT-TO-DOT

Join the dots to reveal the museum's most famous resident...!



